

# 1 Software Installation

Please follow the steps listed below to install the software.

1) Please go to the App Store to install the software. See Figure 1-1.




Figure 1-1

2) Search **DMSS** to find the software.

3) Click the DMSS software to begin the installation. The interface is shown as below after the installation. See Figure 1-2.

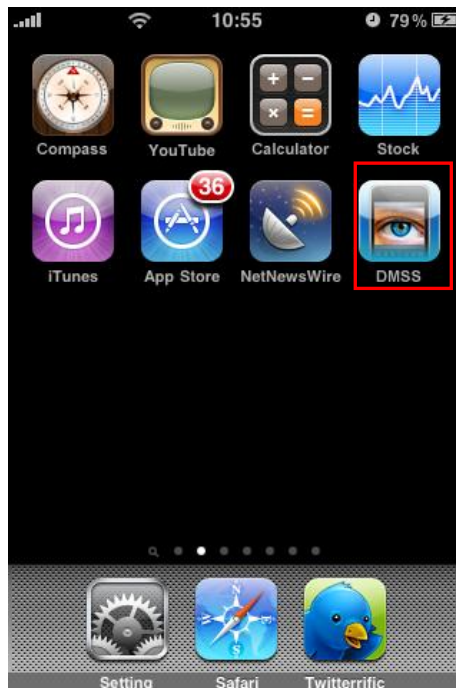


Figure 1-2

4) Click DMSS button, the initial interface is shown as below. See Figure 1-3.

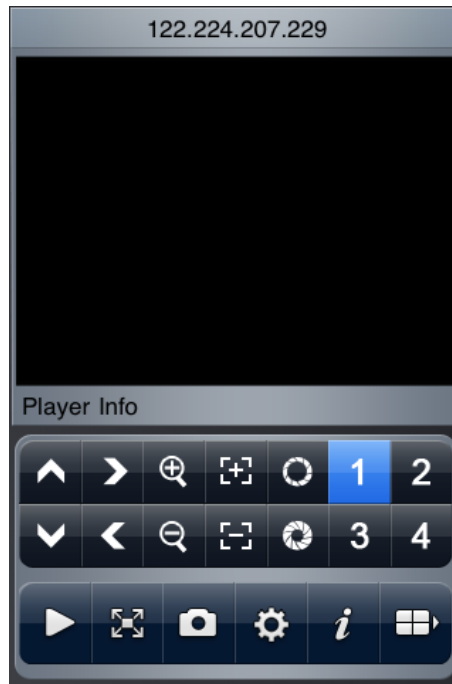



Figure 1-3

Please refer to the following sheet for detailed information.

	PTZ up		PTZ right		Zoom in
	Focus +		Aperture +		Channel 1
	Channel 2		PTZ down		PTZ left
	Zoom out		Focus -		Aperture -
	Channel 3		Channel 4		Play/Pause
	Full-screen/normal screen		Snapshot		Setting
	About		Next channel group		

### Important

The snapshot image is saved in default iPhone image folder.

5) If it is your first time to use the software, or you want to modify current setup, please click  button to modify the setup. See Figure 1-4.

- Address: DVR IP in WAN or dynamic domain.
- Port: DVR port value.
- User ID: The user name you login the IE.
- Password: The password you login the IE.

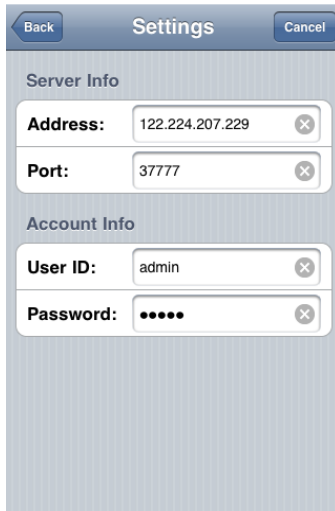



Figure 1-4

6) Click the  icon to switch between the normal screen and then full screen. See Figure 1-5.

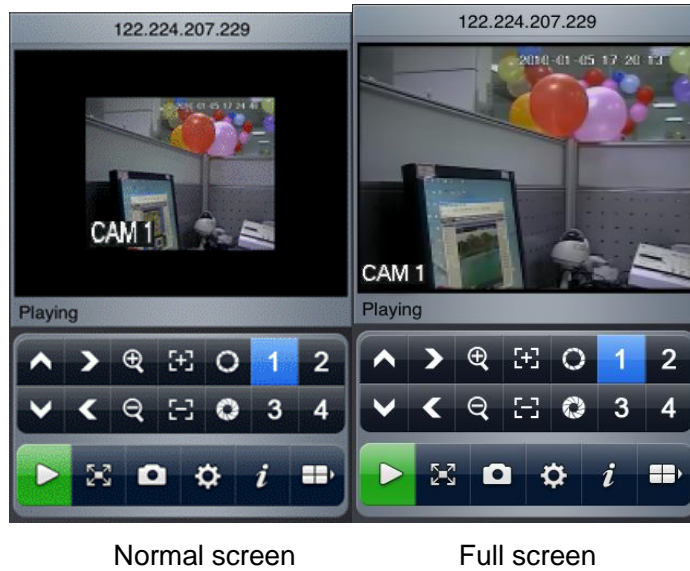


Figure 1-5

When you knife-hold the iPhone, system goes to the full-screen automatically. See Figure 1-6.




Figure 1-6

7) Select the corresponding channel name, system can open the specified channel and then play the video automatically. System default setup is to display the channel 1 to channel 4. See Figure 1-7.



Figure 1-7

Please click  to display the next four channels (the channel 5 to channel 8). You can click this button again to go back to previous four channels (channel 1 to channel 4.).

**Important**

**System default setup is to display 8 channels after initialization. That is to say, there are two options: channel 1-4 and channel 5-8.**

**After the device connected to the iPhone, system can support 16-ch or 32-ch according to your device type.**